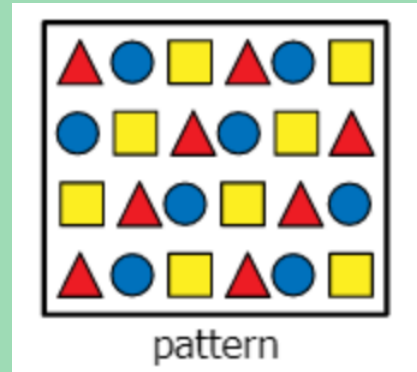



PATTERN

Patterns



A pattern shows repeating in a certain type of way,




that helps you so you know what's next, like A, B, A, B, A...



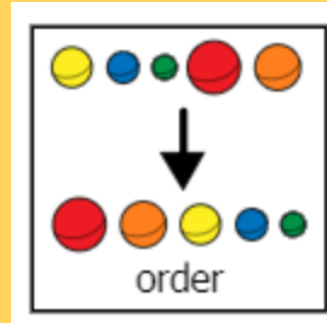
It's just like an arrangement of **colours, shapes** or **things**.




And so it is predictable just like this set of rings.



You see there is an order, a type of design!



That's found among the children who are sitting in the line.



Do you see these superheroes? Green, red, black, green, red...



Once you catch on to the pattern, you can guess what is ahead



First a girl and then a boy,



Then girl, then boy and then...



The pattern just continues here until you reach the end.



The pattern on this kitchen floor is white, then black, then white.



If this design is followed then
the floor will turn out right!

Patterns also can be found in numbers - take a look.



Each time the number grows by one like the pages in this book!

1, 2, 3 and 1, 2, 3. You see the pattern here?

1 2 3 1 2 3 1 2 3 1 2 3 _ _ _

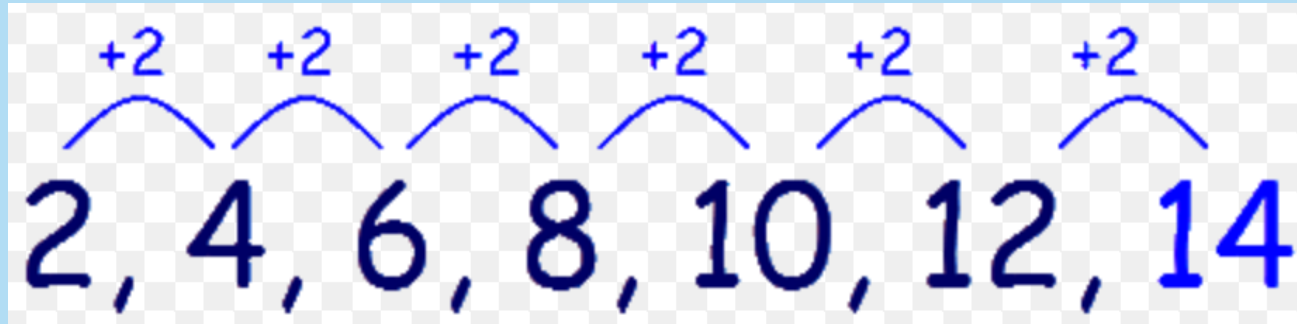
It goes from 1 to 2 then 3 - it's all becoming clear!

See these numbers? 2, 4, 6, then 8, 10, 12, 14...



Try to guess which numbers next just based on what you've seen.

The pattern has us count by 2s so it would follow then



that 16 would be next in line, shall we try once again?



Start with 1, then 3, then 5 and follow that with 7.



The number 9 is what comes next, then
you guessed right - 11!



You can count by 2s or 4s, by 5s or 10s or 20s.

This pattern is known as skip counting - try it with some money.



Patterns are found everywhere, in **cards**, on **yards**, on a **dress**.



And knowing them will help you start a pattern with success.

The End