
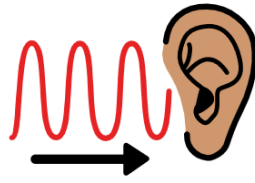


Bringing the Rain to Kapiti Plain:

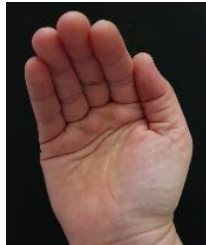
Creating a Rainmaker

Can you make the sound of rain?



You will need:

- 2 handfuls



of rice



- A cardboard cylinder from paper towel



- Paper



- Sticky tape



What to do...

1. Place some paper over one end of the paper towel roll
2. Use some sticky tape to secure the paper.
3. Pour the rice into the paper towel roll.
4. Use paper and sticky tape to cover the other end of the paper towel roll.
5. Turn the cylinder and make the sound of rain.
6. You can decorate it if you wish.



Cut out the words below and copy the sentence.

I can make a rain maker.

maker.	I	can	rain	make	a
--------	---	-----	------	------	---

